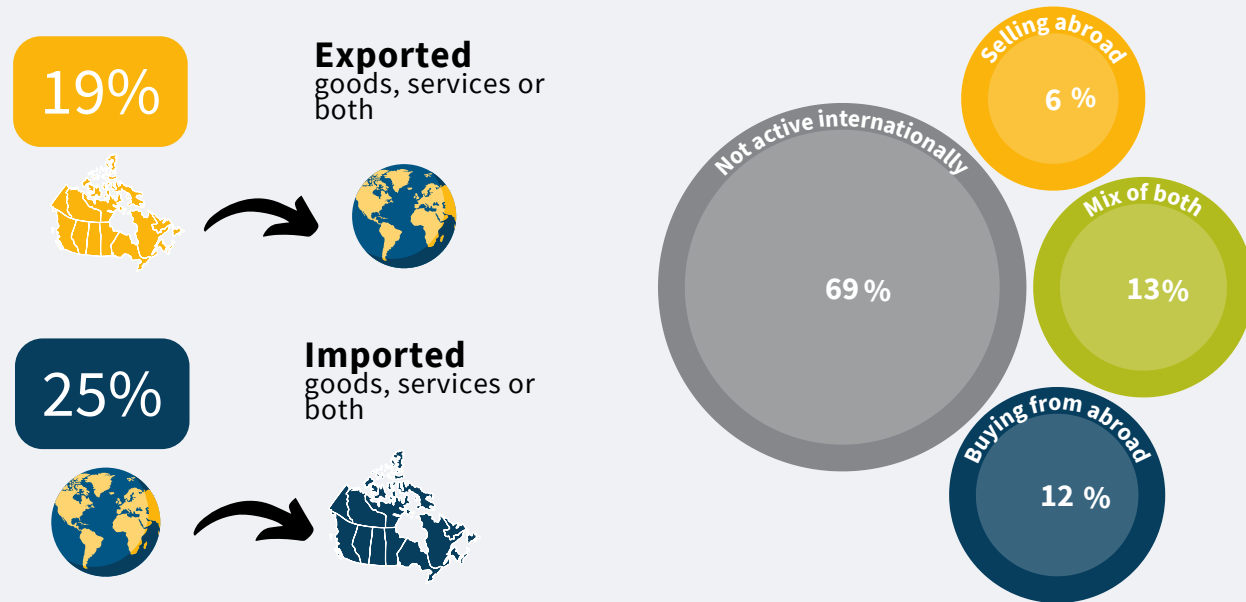


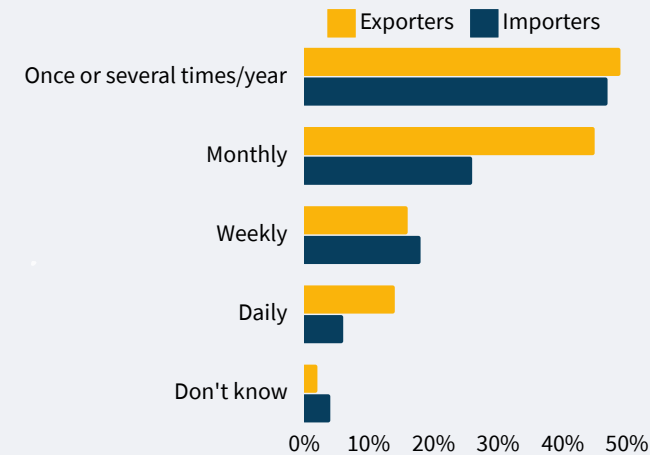
CANADIAN SMES AND INTERNATIONAL TRADE IN 2024

SHARES OF ALL SMES EXPORTING AND IMPORTING



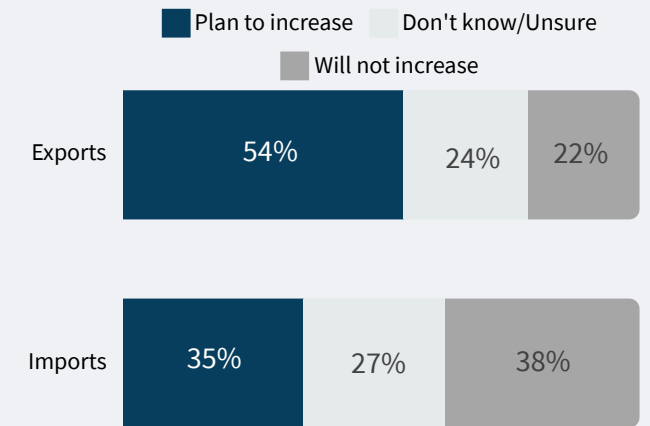
FREQUENCY OF TRADE ACTIVITY

About **half** of the SMEs that conduct international trade activities do so a **few times annually or monthly**.



TRADE PLANS FOR NEXT 3 YEARS

More than **1 in 2** trading SMEs plan to increase the value of their **exports**, and more than **1 in 3** plan to increase the value of their imports.




SECTORS WITH MOST TRADING SMES

More than **2 in 5** SMEs in the **natural resources** sector export and more than **3 in 5** in the **wholesale** sector import.

Share of exporters



Share of importers



MAIN EXPORTING BARRIERS

Among SMEs that **do not export**:




MAIN CHALLENGES FOR EXPORTERS



TRADE BY DESTINATION AND ORIGIN

Of all Canadian SMEs, more than half import from and more than a quarter export to the **USA**.

Exporting to:



Importing from:



KEY DRIVERS OF SME TRADE GROWTH

